




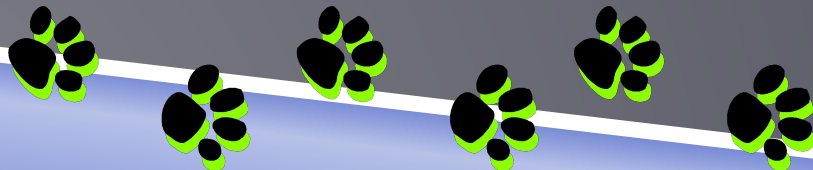
V.ERY I.MPORTANT P.ARENTS

Volunteer Orientation
Barbara Bush Elementary
2023-2024



Background Checks

- On the CISD Website –
<https://apps.conroeisd.net/volunteer/>
- You will find this under the “Parent” tab from the CISD Website. Click on “Volunteer in CISD”
- Must be completed every year



V.ERY I.MPORTANT P.ARENTS

Counselor:
Angie McGhee
School Liaison



Volunteer Coordinator:
Laura Sech
PTO

Grade Level Coordinators


K- Daneli Fernandez-Burran

1- Lyndsay Witham

2- Rebecca Bittinger

3- Rene Murphy

4- Jana McFarland



HOW TO SIGN UP TO VOLUNTEER

For Classroom Specific Volunteer Opportunities

- ▶ Watch for emails from your child's teacher
- ▶ Watch for requests from Room Parents

For PTO and Whole School Volunteer Opportunities

- ▶ Complete the PTO interest form on the PTO website. <https://www.bushpto.com/volunteer>
- ▶ You may select PTO Events/Activities and/or School Events/Activities
- ▶ Contact Laura Sech - laura.sech@yahoo.com



Volunteer Opportunities

Classroom Volunteers

Parties
Academic Assistance
Workroom helpers

PTO Events

Trunk or Treat
Boosterthon
Movie Night
Bonanza


School Events/Activities

School Store
Library
Art
PE
Music
Watch D.O.G.S.



As A Volunteer:

- Sign in as a visitor and sign out when you leave using the RAPTOR system (please enter and exit through front and lobby doors)
- A visitor's badge must be worn and visible at all times
- End your day no later than 2:50, please sign out and return visitors badge to front office.
- Please stay in your volunteer location
- Use the front hallway adult restroom
- Attend training on copier, laminator, etc.
 - Today – Immediately following this training
 - Today at 1:30pm
- Become familiar with safety procedures
- Young children are welcome only if you're volunteering in the Library
- Practice Confidentiality



Bush Elementary *Guidelines for Success*



BE PAW-SOME!

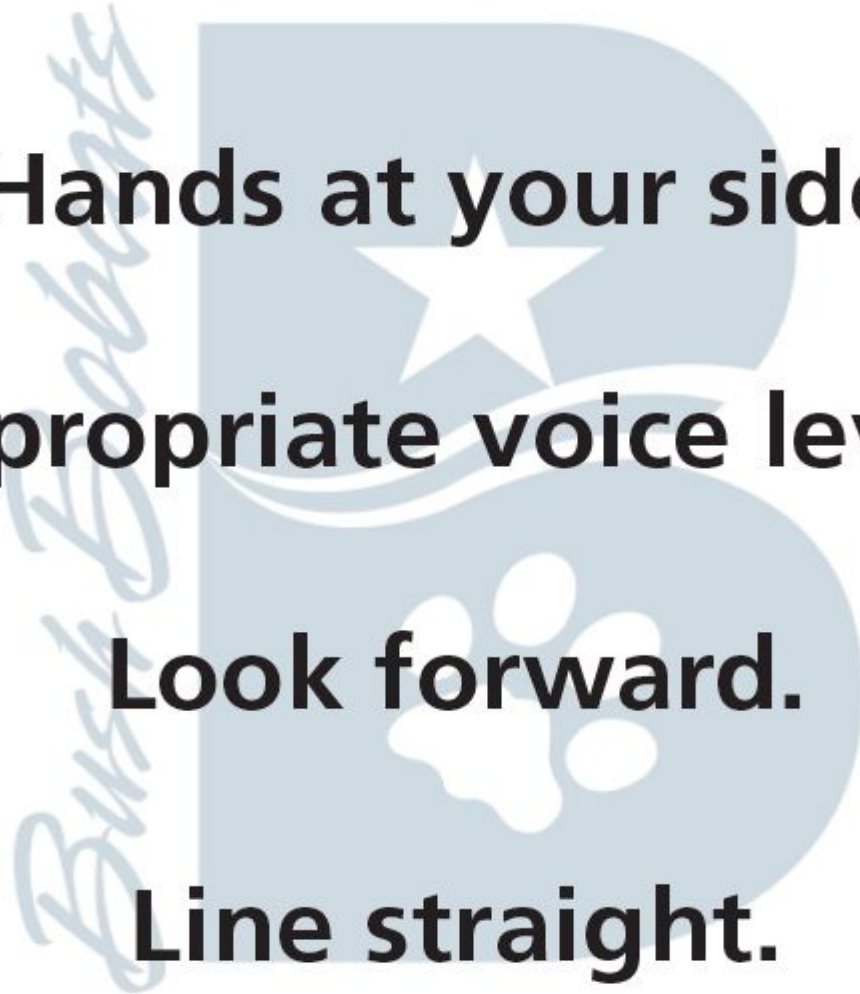
Hallway Expectations

Hands at your side.

Appropriate voice levels.

Look forward.

Line straight.



Bush Cafeteria Expectations



 **L** Level 2 Voices

 **U** Use Table Manners

 **N** No More Than 3 to a Bench

 **C** Clean Your Area

 **H** Hand Signals



Lunch Line



Restroom



Water



Help

voice levels

4



outside

3



STRONG
SPEAKER

2



table
talk

1



WHISPER

0

no talking



Safety Procedures

- Emergency Drills:
 - Fire
 - Weather/Shelter
 - Lock Down
 - Evacuation
- Please Exit the Building or go to a safe location IMMEDIATELY
- Become familiar with what to do or where to exit the building
- During a Lockdown Drill, go to the nearest classroom and follow the teacher's directives.
- Please keep doors secured
- Please do not allow anyone to enter through outside doors. Locate a staff member if anyone approaches a door. Keep your badge on you at all times.
- Safety First!

Check Out Procedures


If you plan on taking your child with you at 2:50, please submit a transportation change making your child a car rider before 2:00 PM. Please report to the front office to check out your student. Your child will still need to be scanned before they are released.

Please remember instruction ends at 3:00PM, and every minute is valuable to their education and growth.

No Exceptions: Students may not be released to you directly from their classrooms.

Room Parent and GLC Meeting

Please meet immediately following this training.



Copier and Laminator Training

- Please meet in front office after this meeting.
 - Offered again at 1:30pm

Thank You
for being a
Bush Volunteer!!!

